



**Customized Solutions
for Business and Technology**
Continental Solid Tires Asia



- ① **Highly cut & wear resistant tread compound**
wears slowly, smoothly and evenly
- ② **Robust sidewall construction**
resists cutting and chunking while protecting inner layers
- ③ **Highly elastic, heat-resistant inner layer**
cushions the ride and reduces rolling resistance
- ④ **Extra hard rubber base**
helps maintain tire's overall structural integrity
- ⑤ **Rectangular bundled bead wires**
ensure greater surface contact and even distribution of pressure between tire & rim

Customized Solutions for Business and Technology.

Speed, distance, weight, temperature, humidity, surface conditions. Besides these factors there are still many other ones. The variety and type of characteristics vary by site and this makes your company individual.

Special challenges need special solutions

Nature reacts in such cases with adaptation. Individual strengths are called upon to enable a quick response to the particular situation and challenge. Evolution shows, in the end, the winner is always the one best able to adapt. We apply this as a model and make your challenge ours. With individual solutions from our extensive portfolio, we find the perfect answer that best fits your operation.

Continental Three Layer Technology

Tires by Continental stand out from the rest through their excellent quality and superior features, the proven and tested Continental Three Layer Technology being an integral part of this success.

- › High Comfort Level
- › Excellent Tilting Stability
- › Low Rolling Resistance
- › High Cut and Chunk Resistance


Continental SC18

Tough and long lasting.



Delivers top performance in every environment.

The Continental SC18 shows its strengths at all times. In hot, difficult and tough applications, this solid rubber tire from Continental ensures constant propulsion on any surface thanks to its proven tread pattern. The robust design featuring reinforced sidewalls protects the tire against cuts and punctures, thus ensuring the tire enjoys a long service life in your company.




Heat Tolerant Compound

- High mileage
- Tire wears slowly, smoothly and evenly
- High load, high speed and long operation turns



Robust Sidewall

- High durability
- Improved abrasion behavior
- Cut and chunk resistance



Rectangular Bead Technology

- Great surface contact
- High comfort level thanks to excellent rim fit

Dimension	Type	Tread	Rim
8" Rim			
5.00 - 8	S-SIT	SC18 · SC18 CLEAN	3.00 D-8
125/75 - 8(15x4 1/2-8)	S-SIT	SC18 · SC18 CLEAN	3.00 D-8
150/75 - 8(16x6-8)	S-SIT	SC18 · SC18 CLEAN	4.33 R-8
180/70 - 8(18x7-8)	S-SIT	SC18 · SC18 CLEAN	4.33 R-8
9" Rim			
140/55 - 9	S-SIT	SC18 · SC18 CLEAN	4.00 E-9
6.00 - 9	S-SIT	SC18 · SC18 CLEAN	4.00 E-9
200/75 - 9(21x8-9)	S-SIT	SC18 · SC18 CLEAN	6.00 E-9
10" Rim			
6.50 - 10	S-SIT	SC18 · SC18 CLEAN	5.00 F-10
225/75 - 10(23x9-10)	S-SIT	SC18 · SC18 CLEAN	6.50 F-10
200/50 - 10	S-SIT	SC18 · SC18 CLEAN	6.50 F-10
12" Rim			
7.00-12	S-SIT	SC18 · SC18 CLEAN	5.00 S-12
23x10 - 12(250/60-12)	S-SIT	SC18 · SC18 CLEAN	8.00 G-12
27x10 - 12(250/75-12)	S-SIT	SC18 · SC18 CLEAN	8.00 G-12

Dimension	Type	Tread	Rim
15" Rim			
7.00 - 15	S-SIT	SC18	5.50-15
7.00 - 15	SIT	SC18 CLEAN	5.50-15
7.00 - 15	S	SC18	6.00-15
7.50 - 15	S-SIT	SC18 · SC18 CLEAN	6.50-15
8.25 - 15	S-SIT	SC18 · SC18 CLEAN	6.50-15
225/75 - 15(28x9-15)	S-SIT	SC18 · SC18 CLEAN	7.00-15
355/45 - 15(28x12.5-15)	S-SIT	SC18 · SC18 CLEAN	9.75-15
250/70 - 15(250-15)	S-SIT	SC18 · SC18 CLEAN	7.00-15
250/70 - 15(250-15)	S-SIT	SC18 · SC18 CLEAN	7.50-15
315/70 - 15(300-15)	S-SIT	SC18 · SC18 CLEAN	8.00-15
355/65 - 15	S-SIT	SC18 · SC18 CLEAN	9.75-15
20" Rim			
10.00 - 20	S	SC18	7.50-20
10.00 - 20	S	SC18	8.00-20
12.00 - 20	S	SC18 · SC18 CLEAN	8.00-20
12.00 - 20	S	SC18 · SC18 CLEAN	8.50-20
12.00 - 20	S	SC18 · SC18 CLEAN	10.00-20
24" Rim			
12.00 - 24	S	SC18	8.50-24
14.00 - 24	S	SC18	10.00-24

Continental SC8

Extra deep. Extra mileage.




Compact, high-performance design.

The Continental SC8 is one of the most compact solid rubber tires available on the market, allowing it to be mounted on virtually any vehicle while offering maximum body-to-tire clearance. The deep tread pattern in the proven zig-zag design ensures that you enjoy optimum traction throughout the tire's life.



Dimension	Type	Tread	Rim
8" Rim			
5.00 - 8	S-SIT	SC8	3.00 D-8
125/75 - 8(15x4 1/2-8)	S-SIT	SC8	3.00 D-8
150/75 - 8(16x6-8)	S-SIT	SC8	4.33 R-8
180/70 - 8(18x7-8)	S-SIT	SC8	4.33 R-8
9" Rim			
6.00 - 9	S-SIT	SC8	4.00 E-9
10" Rim			
6.50 - 10	S-SIT	SC8	5.00 F-10
225/75 - 10(23x9-10)	S-SIT	SC8	6.50 F-10
200/50 - 10	S-SIT	SC8	6.50 F-10

Dimension	Type	Tread	Rim
12" Rim			
7.00 - 12	S-SIT	SC8	5.00 S-12
27x10 - 12(250/75-12)	S-SIT	SC8	8.00 G-12
15" Rim			
8.25 - 15	S-SIT	SC8	6.50-15
225/75 - 15(28x9-15)	S-SIT	SC8	7.00-15
250/70 - 15(250-15)	S-SIT	SC8	7.00-15
315/70 - 15(300-15)	S-SIT	SC8	8.00-15



Deep Tread profile

Outstanding durability
Good traction and high performance through to the end of the tire's life



Tread Block Stabilizers

Good cornering stability and long service life
Excellent stiffness of shoulder area



Zig-Zag-Tread Pattern

Excellent traction on both loose and smooth surfaces

Continental Tire Marketing Malaysia Sdn Bhd.

2, Jalan Tandang, 46050 Petaling Jaya,
Selangor Darul Ehsan, Malaysia.
Tel: +603 7787 8888

Continental Tires (Shanghai) Co.,Ltd

23F Tian An Center Building
338 Nanjing Road (West)
200003 Shanghai, P.R. China
Tel: +86 021 61418282

www.continental-specialty-tires.com